



# Agromet Advisory Bulletin for the District, Kasaragod

(Valid from 02.0.2025 to 06.07.2025)

(Issued jointly by Kerala Agricultural University Regional Agricultural Research Station Pilicode & India Meteorological Department)



Bulletin Number: Pilicode/ Ksd -52/2025

Date: 01/07/2025

## A. Weather Summary of preceding five days






Rainfall, mm	Max. temp., °C	Min. temp., °C	R. H., %	Wind speed, Km/h
133.0	28.0 – 29.5	23.2 – 23.8	79 – 98	00 – 01

## B. Weather forecast for next five days

Parameters	02-07-2025	03-07-2025	04-07-2025	05-07-2025	06-07-2025
Average Rainfall, mm	8	10	10	15	5
Max. Temp, °C	30	30	30	30	30
Min. Temp, °C	25	25	25	25	25
Max. Relative Humidity, %	88	88	88	88	88
Min. Relative Humidity, %	74	74	74	74	74
Wind speed, km/h	3	3	3	3	3
Wind direction, degrees	290	320	290	320	290
Total cloud cover, octa	8	8	7	8	8

## C. Agrometeorological Advisories

Crop	Stages	Problems	Agro-meteorological advisories
<b>General Condition</b>	<b>Isolated Heavy Rainfall**</b>		
	The sky will be cloudy. High relative humidity will be experienced. The atmospheric temperature will come down.		
	There will be heavy rainfalls from July 02 to 05 in isolated places.		
<b>Weather warning</b>	Chances for light to moderate rainfall on July 01.		
<b>Impacts</b>	<p>Difficulty in drying agricultural produce in open conditions.</p> <p>Chances for fall off of slender stemmed fruits and vegetables.</p> <p>Chances for water stagnation in the fields.</p>		
<b>General Recommendations</b>	<p>Drain the stagnating water from the cultivated areas where heavy water stagnations occurred due to the last five days heavy rainfalls</p> <p>Harvest all the ripened products if any quickly. Do not keep the harvested products in the field itself.</p> <p>Do not attempt to dry the products like rice, rubber, copra, pulses, vegetable seeds, etc directly under sun.</p> <p>Give popping to all soft slender stemmed crops like banana, vegetables, climbers etc. Clean the drainage channels in crop lowlands to enable proper drainage of excess water in case of exigencies if any.</p> <p>Do not shelter the cattle in houses with weak structures.</p>		

	<p>Keep animal feeds, seeds, fertilizers etc. in termite free and moist free rooms on elevated platforms coated with wooden panels.</p> <p>Avoid activities under open conditions while there is lightning. Also do not expose livestock to such unfavorable weather conditions.</p> <p>Seedlings of tree crops can be planted now. Ensure proper distance between the plants. The <math>\frac{2}{3}</math> portions of the pits should be filled with mixture of topsoil and powdered dry cow dung/compost.</p> <p>Spraying should be done only if sufficient intervals are available between the rainfalls. Use sticking agents like</p>		
Paddy	All stages	<p>Bacterial leaf blight</p> 	<p>Spray supernatant solution of the cow dung water mixture (Dispense 20g cow dung in 1 L of water and filter the solution through muslin cloth). Place bags containing of bleaching powder (2kg/acre) in the paddy field. If the infection is severe spray Streptocyclin 30g/200 L of water for 1acre.</p>
Coconut	All stages	<p>Bud rot</p> 	<p>Clean the crowns. As a prophylactic measure apply Trichoderma cakes in the axils of the top whirl of leaves of the plants.</p> <p>Or</p> <p>Tie perforated sachets containing 2g Mancozeb with the axil of the spindle leaf of the plant.</p> <p>Or</p> <p>spray 1% Bordeaux mixture into the axils of top leaves of the surrounding palms</p>
Black pepper	All stages	<p>Foot rot</p> 	<p>As prophylactic measure, apply 150 gram of Trichoderma enriched neem cake - cow dung mixture in the basins of the vines and incorporate thoroughly with the soil.</p> <p>If disease already appeared, drench soil in the plant basins with Redomil 0.2% (2g/litre of water). Spray the same on the leaves also.</p>
Areca nut	All stages	<p>Mahali</p> 	<p>Apply 1% Bordeaux mixture or 0.3% copper oxychloride solution.</p> <p>Incorporate lime or dolomite @ 1 kg/palm to the basins of the palms. Apply borax @ 100g/palm and zinc sulphate @ 100g/palm and magnesium sulphate @250g/palm</p>
Banana	Various stages of growth	<p>Sigatoka leaf spot</p> 	<p>There should not be any water stagnation in the basins of the crop.</p> <p>As a prophylactic measure spray Pseudomonas (@ 20g/litre) at fortnight intervals.</p> <p>If disease appears:-Cut and burn all affected leaves. Spray Carbendazim and Mancozeb (@ 2ml per litre) alternatively at fortnight intervals.</p>

Bovines	Various stages	Intestinal worms	The intestinal worms cause diarrhea and anemia in the bovines. To prevent this, administer adult (above 4 months of age) animals with 'Fenbendazole' at the rate 1ml/3Kg body weight of the animal. The calves below 4months of age can be be administered with Teworm (Pyrantel Pamoate) at the rate of 1ml/5kg body wieight)
---------	----------------	------------------	--

**\*\* Warning colour codes of rainfall (for disaster management)**

<b>Warning (Take actions)</b>	<b>Alert (Be prepared)</b>	<b>Watch (Be updated)</b>	<b>No warning (No actions)</b>
-------------------------------	----------------------------	---------------------------	--------------------------------

Sd/-  
Nodal Officer,  
GKMS Project, RARS Pilicode