



Agromet Advisory Bulletin for the District, Kannur

(Valid from 28.06.2025 to 02.07.2025)

(Issued jointly by Kerala Agricultural University Regional Agricultural Research Station Pilicode & India Meteorological Department)



Bulletin Number: Pilicode/ Knr - 51/2025

Date: 27/06/2025

A. Weather Summary of preceding four days





Rainfall, mm	Max. temp., °C	Min. temp., °C	R. H., %	Wind speed, Km/h
220.6	27.6 – 29.8	23.0 – 23.5	90 – 97	04 – 06

B. Weather forecast for next five days

Parameters	28-06-2025	29-06-2025	30-06-2025	01-07-2025	02-07-2025
Average Rainfall, mm	29	8	1	2	4
Max. Temp, °C	29	29	29	29	29
Min. Temp, °C	24	24	24	24	24
Max. Relative Humidity, %	93	93	93	93	93
Min. Relative Humidity, %	97	97	97	97	97
Wind speed, km/h	3	3	3	2	2
Wind direction, degrees	250	250	290	340	290
Total cloud cover, octa	6	8	7	7	8

C. Agrometeorological Advisories

Crop	Stages	Problems	Agro-meteorological advisories
General Condition	Light to Moderate Rainfall**		
	The sky will be cloudy. High relative humidity will be experienced. The atmospheric temperature will come down.		
	There will be heavy rainfalls on June 28 in isolated places.		
	There will be light to moderate rainfalls from June 29 to July 01.		
Weather warning	Chances for isolated heavy rainfall on June 27 & 28.		
Impacts	<p>Difficulty in drying agricultural produce in open conditions.</p> <p>Chances for fall off of slender stemmed fruits and vegetables.</p> <p>Chances for water stagnation in the fields.</p>		
General Recommendations	<p>Weather is unfavourable for drying harvested products (like rice, rubber, copra, pulses, vegetable seeds, etc) directly under sun.</p> <p>Give popping to all soft slender stemmed crops like banana, vegetables, climbers etc Provide pandal for bittergourd to withstand gusty wind. Clean the drainage channels in crop lowlands to enable proper drainage of excess water in case of exigencies if any.</p> <p>Do not shelter the cattle in shelters having weak structures.</p>		

	<p>Keep animal feeds, seeds, fertilizers etc. in termite free and moist free rooms on elevated platforms coated with wooden panels.</p> <p>Tree crop's seedlings can be planted during these days. Ensure proper distance between the plants. The $\frac{2}{3}$ portions of the pits should be filled with the mixture of topsoil and powdered dry cow dung/compost.</p> <p>Care should be taken to keep the graft/bud unions above the ground while planting grafted/budded planting materials of tree crops.</p> <p>Apply first dose of fertilizers to the tree crops. Adopt integrated nutrient management system.</p> <p>It is better to keep a buffer stock of paddy seeds to cope an emergency situation if any occurs.</p> <p>Spraying should be done when there is no rainfall or in gap of spells of rainfall. Adhesive /sticking agents should be used to prevent runoff of pesticide, fungicide etc.</p> <p>If water stagnation occurs in newly planted coconut beds, drain them and stir up the topsoil in the beds. Apply fungicides if leaf blight or yellowing are seen.</p> <p>If yellowing seen in rice spray with 19:19:19 fertilizer.</p>		
Paddy	All stages	Bacterial leaf blight 	Spray supernatant solution of the cow dung water mixture (Dispense 20g cow dung in 1 L of water and filter the solution through muslin cloth). Place bags containing of bleaching powder (2kg/acre) in the paddy field. If the infection is severe spray Streptocyclin 30g/200 L of water for 1acre.
Coconut	All stages	Bud rot 	Clean the crowns. As a prophylactic measure apply Trichoderma cakes in the axils of the top whirl of leaves of the plants. Or Tie perforated sachets containing 2g Mancozeb with the axil of the spindle leaf of the plant. Or spray 1% Bordeaux mixture into the axils of top leaves of the surrounding palms
Black pepper	All stages	Foot rot 	As prophylactic measure, apply 150 gram of Trichoderma enriched neem cake - cow dung mixture in the basins of the vines and incorporate thoroughly with the soil. If disease already appeared, drench soil in the plant basins with Redomil 0.2% (2g/litre of water). Spray the same on the leaves also.
Areca nut	All stages	Mahali 	Apply 1% Bordeaux mixture or 0.3% copper oxychloride solution. Incorporate lime or dolomite @ 1 kg/palm to the basins of the palms. Apply borax @ 100g/palm and zinc sulphate @ 100g/palm and magnesium sulphate @ 250g/palm

Banana	Various stages of growth	<p>Sigatoka leaf spot</p> 	<p>There should not be any water stagnation in the basins of the crop.</p> <p>As a prophylactic measure spray Pseudomonas (@ 20g/litre) at fortnight intervals.</p> <p>If disease appears:-Cut and burn all affected leaves. Spray Carbendazim and Mancozeb (@ 2ml per litre) alternatively at fortnight intervals.</p>
--------	--------------------------	---	---

**** Warning colour codes of rainfall (for disaster management)**

Warning (Take actions)	Alert (Be prepared)	Watch (Be updated)	No warning (No actions)
-------------------------------	----------------------------	---------------------------	--------------------------------

Sd/-
Nodal Officer,
GKMS Project, RARS Pilicode